

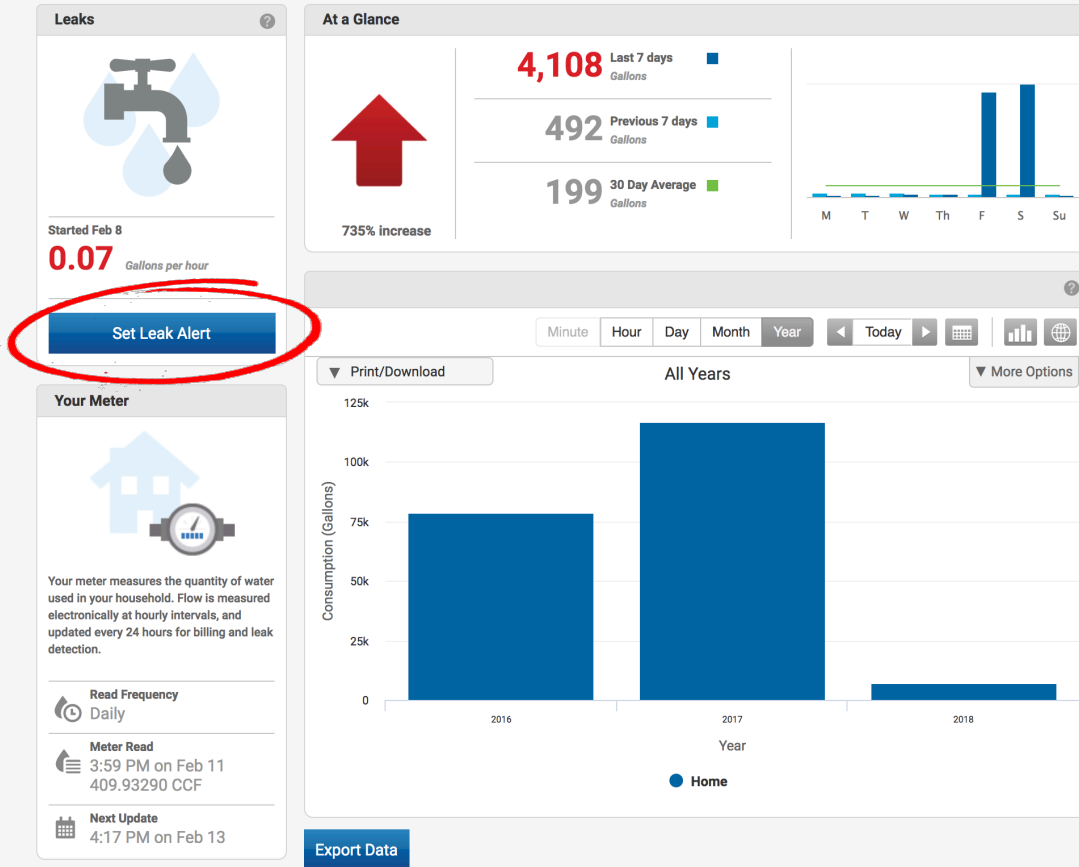

[Help](#)
[Sign out](#)


Customer

Demo Utility Company

3 1/2 N. Santa Cruz Ave
Los Gatos, CA

[Want to link more accounts to EyeOnWater?](#)



Powered by Badger Meter, Inc.

[Legal](#)

Welcome to your water use dashboard

Once you log in you'll find yourself here.

The *At a Glance* section is a quick read of your water use patterns.

Below it, you can toggle between different graph views - hour, day, month, year. You can Print/Download your graph, or Export Data as a spreadsheet.

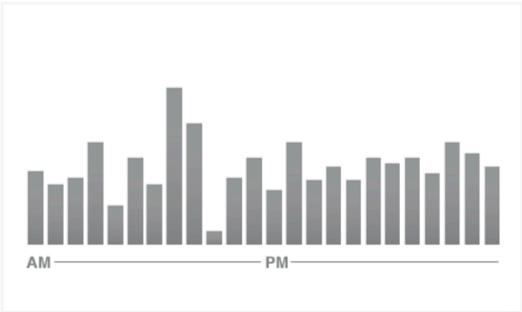
Click "More Options" to add precipitation or temperature data to your graph, to optimize your irrigation with rainfall.

In the *Your Meter* section, review how often you're collecting data, and see when your last data was downloaded to your account.

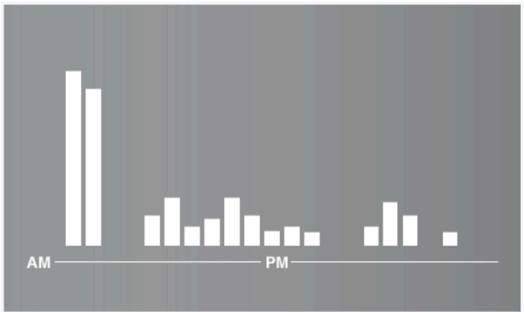
The final and most important task is to set up your leak alert system. Click the *Set Leak Alert* button and follow the next 4 steps.

Alert configuration for 3 1/2 N. Santa Cruz Ave

Set expected flow type for this meter



Continuous Flow



Intermittent Flow

TYPE

LIMITS

ALERTS

SUMMARY

Select your use pattern - if you have an ice maker fridge or 24/7 drip irrigation, then your use is continuous. If your expect water use to go to zero between uses, then intermittent is for you.

Alert configuration for 3 1/2 N. Santa Cruz Ave

Send an alert when

hourly flow exceeds 0.5 Gallons/hr for 24 consecutive hours.

TYPE

LIMITS

ALERTS

SUMMARY

You know your usage better than anyone else, so you can guess what kind of output would look like trouble. Incase you aren't quite yet familiar with it, a good setting to start with is between 2-5 gallons/hr. You can always come back and change this, and all the settings, as you get more familiar with your norms.

Alert configuration for 3 1/2 N. Santa Cruz Ave

Send email notifications to

Add Email:

× demo@badgermeter.com

× 4085551212@vtext.com

Want to get alerts delivered as text messages directly on your phone?

Send a reminder once every

Day

2 Days

Week

Month

TYPE

LIMITS

ALERTS

SUMMARY

You can set your alerts to be delivered via email or text message. Enter your email and press the plus button. If you'd like to enter your phone number, you'll do so in SMS gateway format. For more on formatting, click the i button.

Alert configuration for 3 1/2 N. Santa Cruz Ave

Preview alert

Alert Settings

Type of flow

Intermittent

Flow Threshold

Maximum 0.5 Gallons/hr

Reminder Frequency

Everyday

Alert Status

Active

Notifications

Start

Reminder

Stop

Subject: Leak Alert for 3 1/2 N. Santa Cruz Ave [Start]

Message: In the past 24 hours, BEACON has detected base flow of xxx Gallons/hr which exceeds the maximum threshold of 0.5 Gallons/hr.

TYPE

LIMITS

ALERTS

SUMMARY

Save

Be sure your alert is set to active or inactive, depending on your preference, and get acquainted with the different alerts you'll receive for various steps in the problem's resolution cycle.